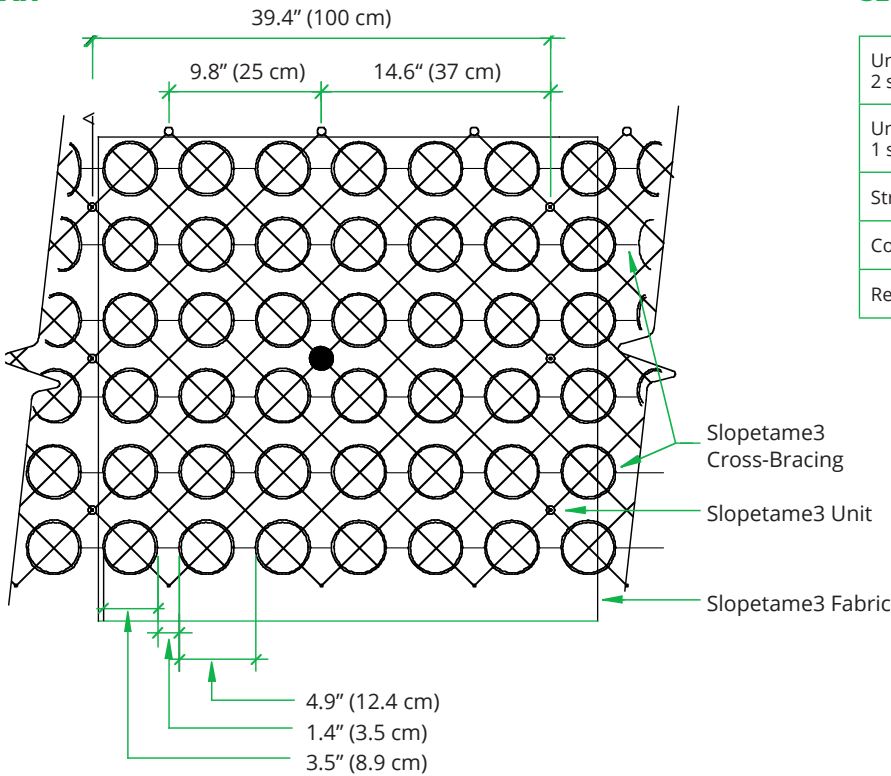


SLOPETAME3 - UNIT DETAIL

Choose This Product for Stabilizing Slope Conditions

PLAN



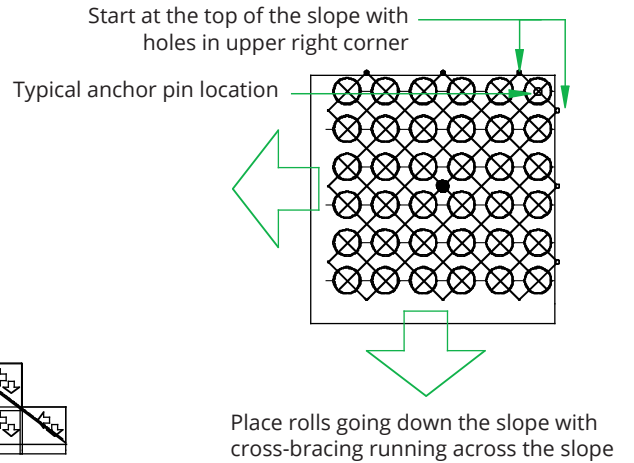
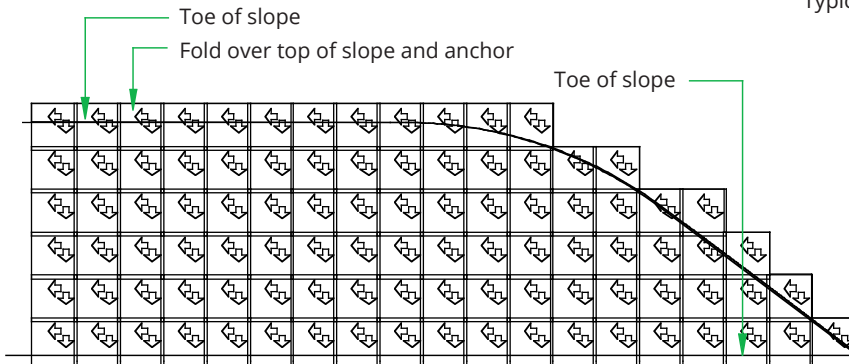
SLOPETAME3 SPECIFICATIONS

Unit Size 2 standard roll sizes	39.4" x 39.4" x 1"	1 m x 1 m x 2.5 cm
Unit Weight 1 sq m	52.8 oz or 3.3 lbs	1497 g or 1.5 kg
Strength	402 kg/cm	5,729 PSI
Color	Black (Standard)	
Resin	100% Recycled HDPE	

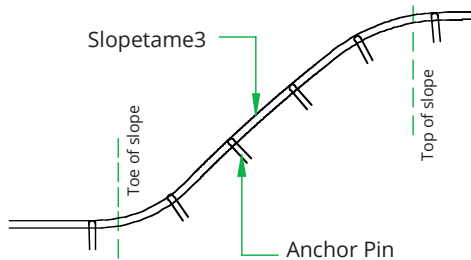
FABRIC

Weight	2.25 oz / sq.yd	76.3g m / m
Tensile	65 x 40 lb/ft	5,729 PSI

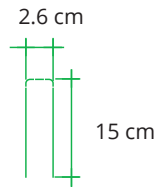
FACE OF SLOPE



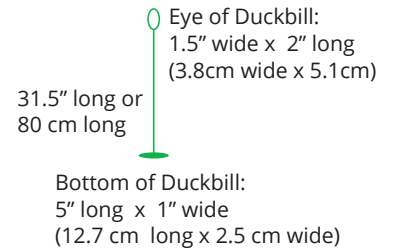
SLOPE CROSS SECTION



TYPICAL ANCHOR PIN



DUCKBILL ANCHOR



NOT TO SCALE

