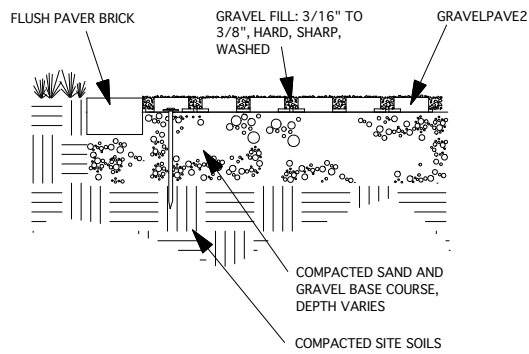
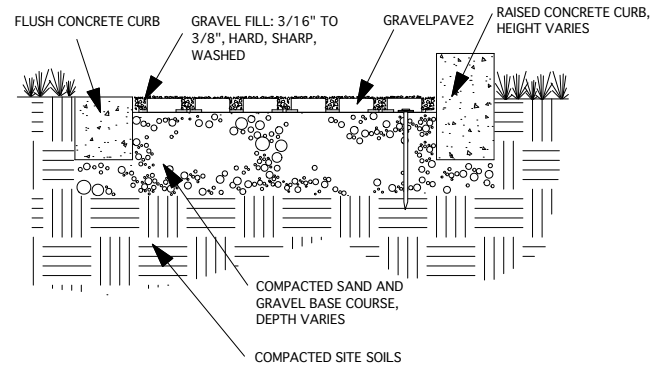


# GRAVELPAVE2 Porous/Permeable Paving Edging Details

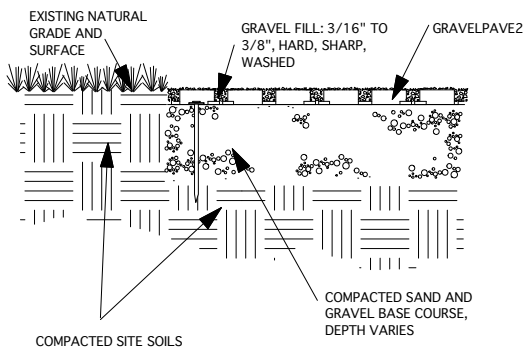
Use this detail for edging Grasspave2 areas



FLUSH BRICK PAVER EDGING

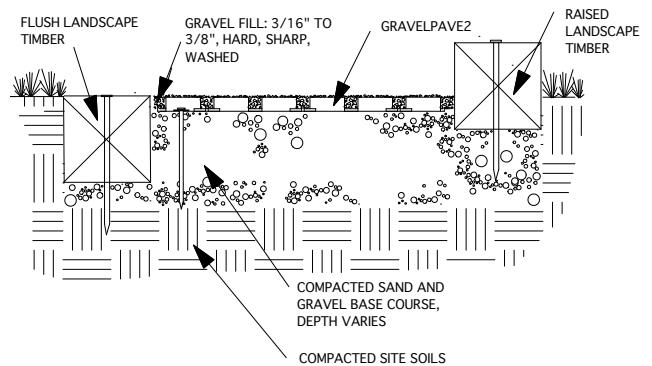


CONCRETE CURB EDGING

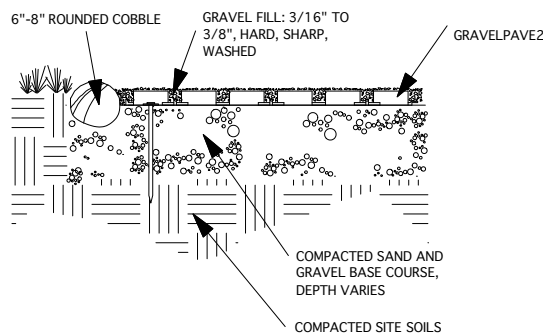


FLUSH, NATURAL (EXISTING) EDGING

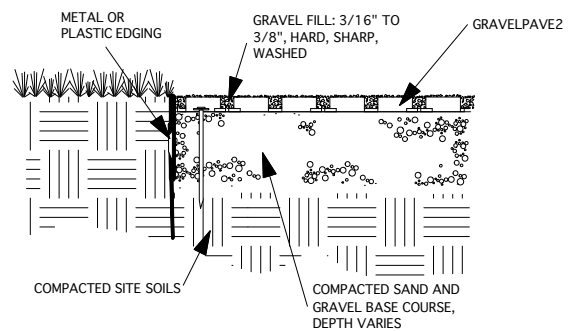
NOTE: VEGETATION MAY CREEP ONTO GRAVELPAVE2 SYSTEM



LANDSCAPE TIMBER EDGING



COBBLESTONE EDGING



METAL OR PLASTIC EDGING

NOT TO SCALE

1

1 OF 1



Invisible Structures, Inc.  
GV2EDGING11.dwg



303-233-8383  
www.invisiblestructures.com  
V4.1