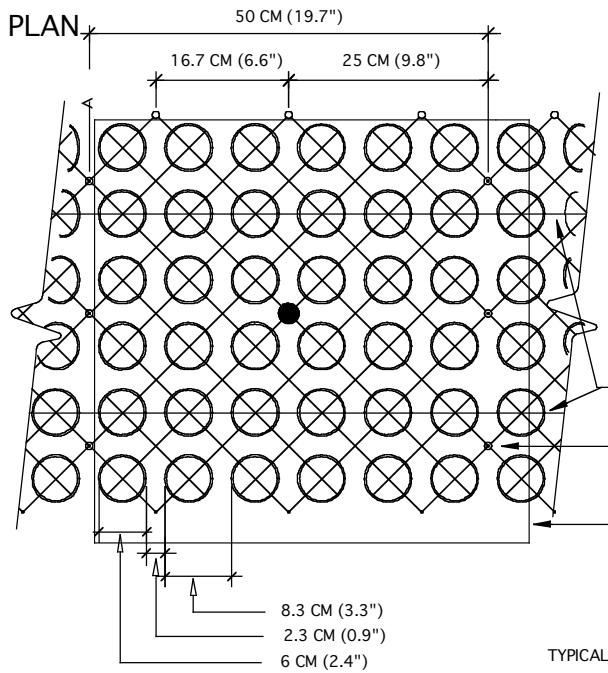


TYPICAL SLOPETAME2 ASSEMBLY AND ANCHORAGE

CHOOSE THIS PRODUCT FOR STABILIZING SLOPE CONDITIONS



SPECIFICATIONS

UNITS
 UNIT SIZE - 50 CM X 50 CM X 2.5 CM
 (20" X 20" X 1")
 AVAILABLE IN 9 STANDARD ROLL SIZES

UNIT WEIGHT - 558 GRAMS (19 OZ.)
 OR 2.2 KG (4.8 POUNDS)

STRENGTH - 402 KG/CM (5720 PSI)

COLOR - BLACK (STANDARD)

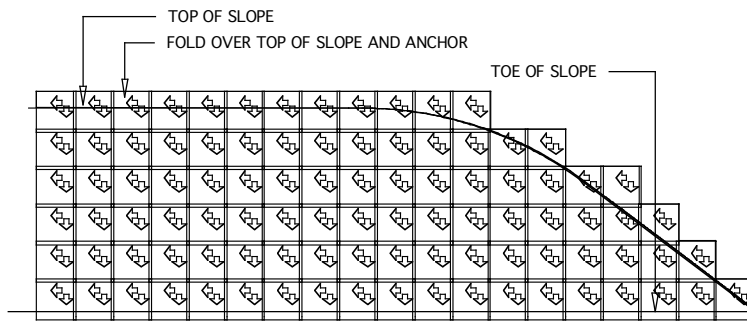
RESIN - 95% POST-CONSUMER
 RECYCLED HDPE/LDPE

FABRIC
 WEIGHT - 2.25 OZ./SY (76.3 GM/M²)
 TENSILE - 65 x 40 LB/FT (585 KG/M²)

SLOPETAME2 CROSS-BRACING

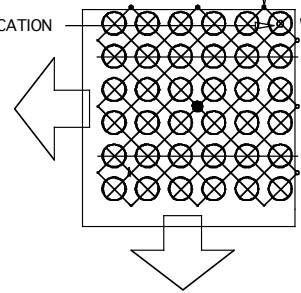
SLOPETAME2 UNITS

SLOPETAME2 FABRIC

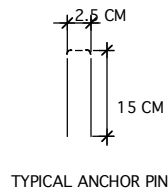
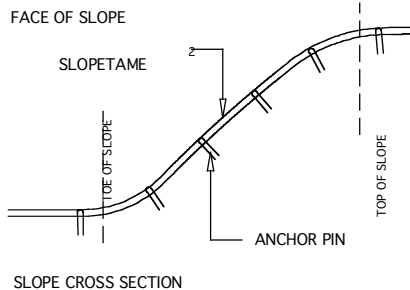


START AT TOP OF SLOPE
 WITH HOLES IN UPPER RIGHT
 CORNER.

TYPICAL ANCHOR PIN LOCATION



PLACE ROLLS GOING DOWN THE
 SLOPE WITH CROSS-BRACING RUNNING
 ACROSS THE SLOPE



NOT TO SCALE



Invisible Structures, Inc.
 ST2Det04.dwg



303-233-8383
 www.invisiblestructures.com
 V4.1